




Scale 1:50 @ A3




Plan As Existing

Unit 2
Birtley District Centre
Durham Road, BIRTLEY
DH3 2QH

Note:
Do not scale from this drawing.
Only figured dimensions are to be
worked from.
Contractors must check all dimensions
on site.
Any discrepancies must be reported to
the Client Surveyor before proceeding.

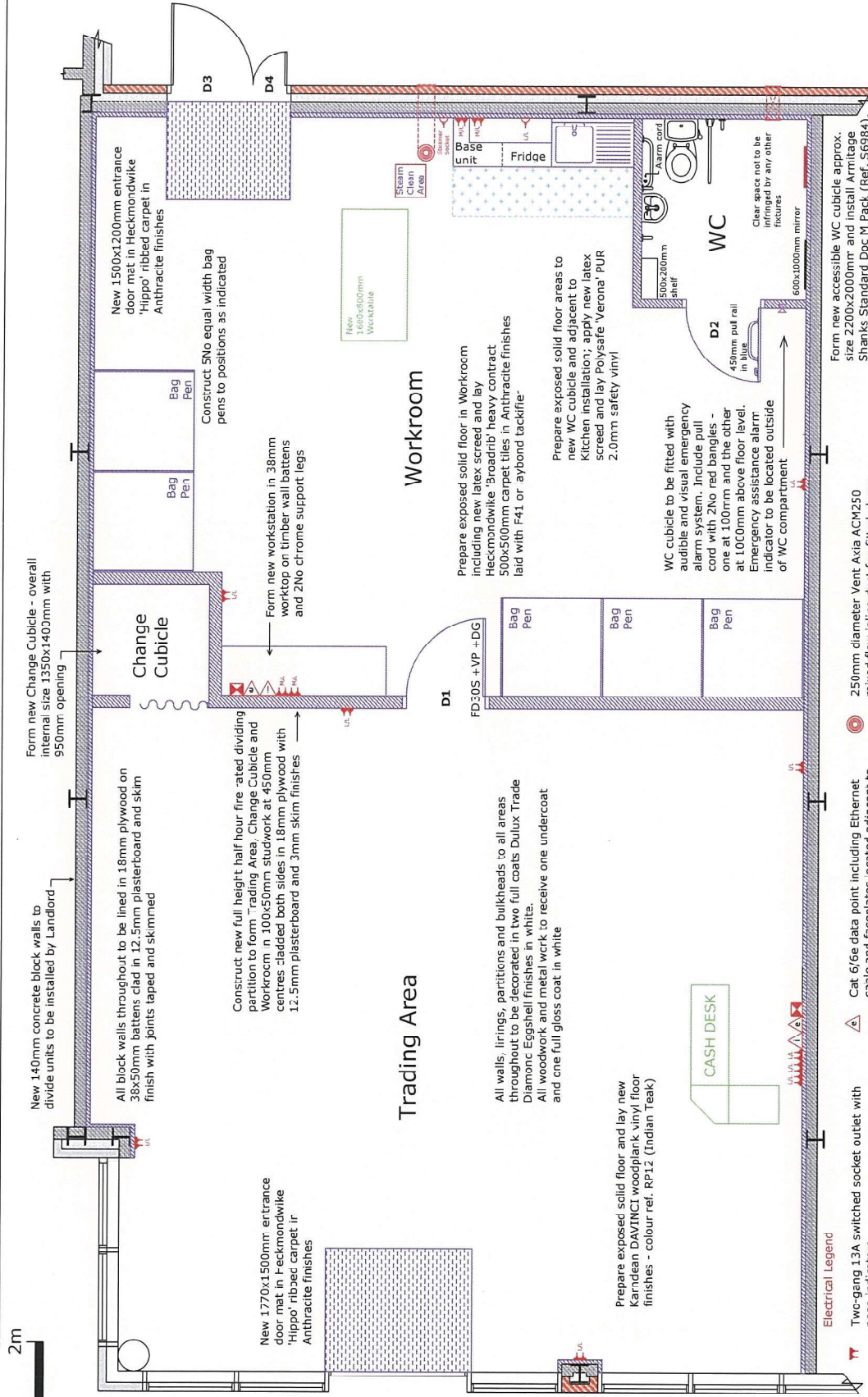
Scale - 1:50 @ A3
Drawn By - A J Greaves
Date - November 2015
Drawing Number -
TCS/BDC/01
Revision

THE CHILDRENS SOCIETY
Estates Department
Unit 11 Castle Road
Kings Norton Business Centre
Birmingham
B30 3HZ
• • 0121 485 4900



Scale 1:50 @ A3

New shopfront system to be installed by Landlord



- Two-gang 13A switched socket outlet with neon indicators -
L/L = low-level outlet set 300mm above floor level.
M/L = mid-level outlet set above kitchen worktop and Manager's desk level.
Single switched socket outlet set below kitchen worktop for fridge.
Standard two-gang telephone point.

- Cat 6/6e data point including Ethernet cable and faceplates located adjacent to telephone points behind cashdesk and above desk.
Intercom handset wall mounted flush to su-faces.
Dimplex T120 tubular heater to WC.
Xpelar DX100T extract fan ducted through cavity wall to ventilate WC.

- 250mm diameter Vent Axia ACM250 mixed flow inline duct fan fitted above new suspended ceiling in Workroom (over 'Steam Clean' area).

- Form new accessible WC cubicle approx. size 2200x2000mm and install Armitage Shanks Standard Doc M Pack (Ref. S6984), all as indicated on standard layout details.
New plumbing and drainage for Kitchen and WC installations to connect into incoming mains services.

Electrical Legend

Prepare exposed solid floor in Workroom including new latex screed and lay Heckmondwike 'Broadrib' heavy contract 500x500mm carpet tiles in Anthracite finishes laid with F41 or aybond tackifier.

All walls, linings, partitions and bulkheads to all areas throughout to be decorated in two full coats Dulux Trade Diamond Eggshell finishes in white.
All woodwork and metal work to receive one undercoat and one full gloss coat in white.

Prepare exposed solid floor and lay new Karndean DAVINCI woodplank vinyl floor finishes - colour ref. RP12 (Indian Teak)

WC cubicle to be fitted with audible and visual emergency alarm system. Include pull cord with 2No red bangles - one at 1000mm and the other one at 1000mm above floor level. Emergency assistance alarm indicator to be located outside of WC compartment.

Prepare exposed solid floor areas to new WC cubicle and adjacent to Kitchen installation; apply new latex screed and lay Polysafe 'Verona' PUR 2.0mm safety vinyl.

Workroom

Trading Area

Change Cubicle

WC

Plan of Proposed Works

Unit 2
Birtley District Centre
Durham Road, BIRTLEY
DH3 2QH

Note:
Scale from this drawing.
Only flat dimensions are to be worked from.
Contractors must check all dimensions on site.
Any discrepancies must be reported to the Client Surveyor before proceeding.

Scale - 1:50 @ A3
Drawn By - A J Greaves
Date - November 2015
Drawing Number -
TCS/BDC/02
Revision - A

THE CHILDREN'S SOCIETY
Estates Department
Unit 11 Castle Road
Kings Norton Business Centre
Birmingham
B30 3HZ
... 0121 486 4900

Revision A (26.11.2015) - layout amended to increase floor area of rear workroom, as requested by L McMahon/Retail.



Scale 1:50 @ A3

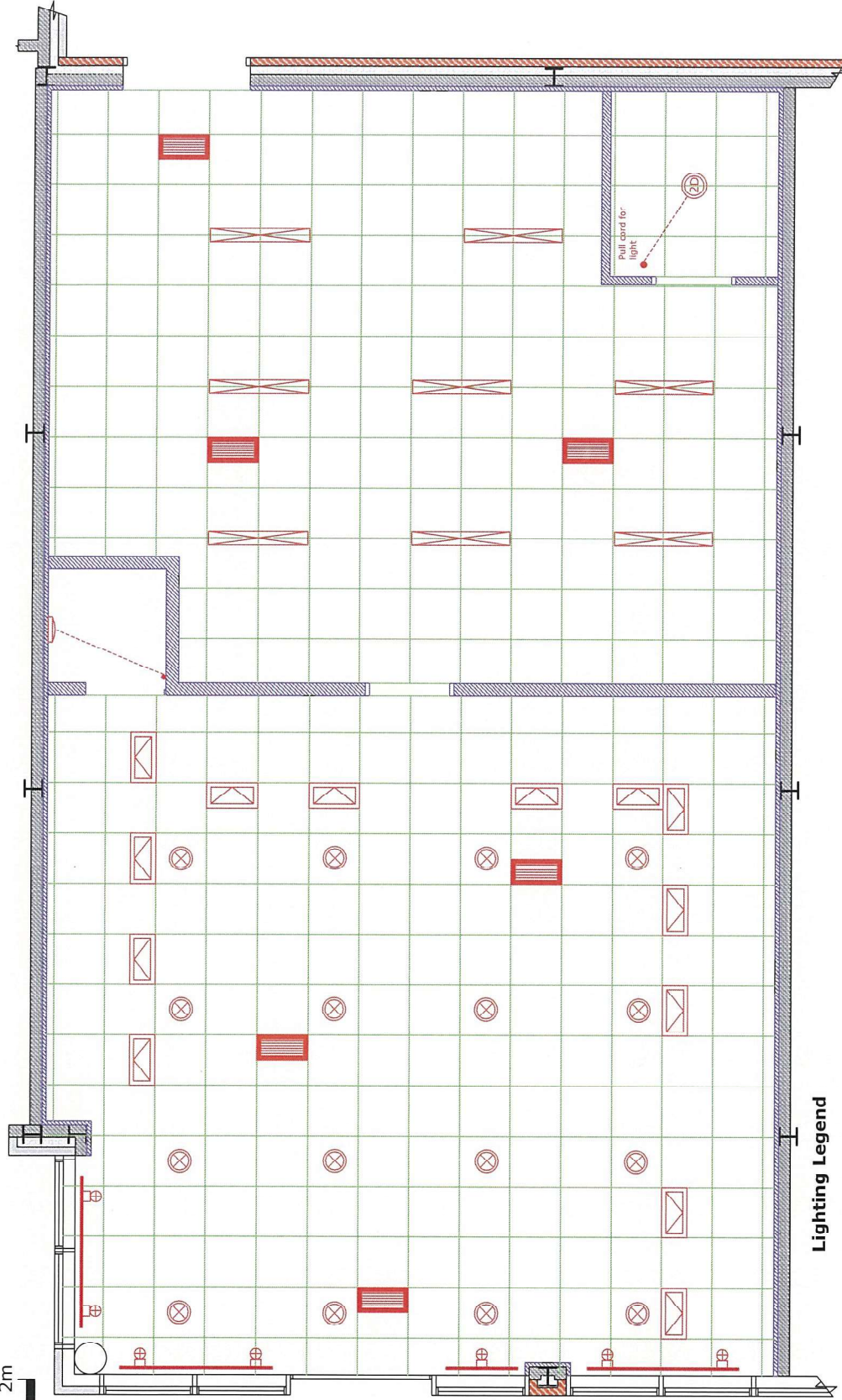
Fire Alarm & Emergency Lighting

Design, supply and install a new automatic fire detection and alarm system to comply with **BS 5839 Part 1 1998 to minimum Type L3 Standard** complete with automatic detection throughout the unit - **connected to existing common fire alarm panel for the whole building (to be installed by the Landlord)**. Protected areas to include escape routes and all areas where free passage is essential to protect life. Break glass call point units are to be installed on all escape exits and between zones. Sounders to be installed throughout in compliance with the British Standard. Certificate of Compliance to be issued on completion.

Design, supply and install new fire escape lighting system to BS 5266 Part 1 1998 (as amended). All new emergency lighting to be fitted with keyswitch test facility. Certificate of Compliance to be issued upon completion.

A full Fire Safety Risk Assessment is to be carried out in accordance with the Regulatory Reform (Fire Safety) Order (as amended) upon completion of the works (carried out under separate contract).

Carry out full electrical test of the shop premises upon completion and issue Certification confirming compliance with BS 7671 (as amended).



Lighting Legend

- 1.3No 600x300x130mm Lay-in wall wash luminaires.
- 16No flush mounted 70W metal halide w de angle flood beam fittings c/w remote gearbox and metal halide lamps.
- 7No 35W Metal Halide track mounted fittings.
- 2No 38W 2Df5 fitting surface mounted and locally switched in Change Cubicle & WC.

8No 1550x210mm 2x49W T5 slimline surface mounted fittings with extruded acrylic diffusers.

Install 6No Dimplex AC3CN 300x600mm recessed heaters complete with 2No wall control unit. Heaters to be mounted above suspended ceilings within Trading Area and Workroom and linked via contactors to operate from 1No programmable thermostat, all in accordance with heating specification provided.

Proposed Ceiling & Lighting Layout

Unit 2
Birtley District Centre
Durham Road, BIRTLEY
DH3 2QH

Scale - 1:50 @ A3
Drawn By - A J Greaves
Date - November 2015
Drawing Number -
TCS/BDC/04
Revision -

Note:
Only scale from this drawing.
Only finished dimensions are to be worked from.
Contractors must check all dimensions on site.
Any discrepancies must be reported to the Client Surveyor before proceeding.

THE CHILDREN'S SOCIETY
Estates Department
Unit 11 Castle Road
Kings Norton Business Centre
Birmingham
B30 3HZ
• • 0321 486 4900